

enclosures size "104.27"

standard ..... page: 212 ÷ 216  
 aggressive environments page: 223  
 EMC ..... page: 224

panel supports:


COB ..... page: 258 ÷ 259

- features according to EN 61984:

**10A 250V 4kV 3**

- compliant with DIN EC 175-301-801 standard
- UL, CSA, CCC, GL certified
- for maximum current load, see the insert load curve section on page 29
- for applications requiring higher voltages, please see the special voltage application section on page 38
- for contact crimping instructions, please see the crimping tool section (10A contacts, CDF and CDM series) on pages 296, 300, 304, 306, 308

inserts, crimp connections



10A crimp contacts silver and gold plated



description

part No.

part No. part No.

without contacts (to be ordered separately)  
 female inserts for female contacts  
 male inserts for male contacts

CDF 64  
 CDM 64

10A female contacts

0.14÷0.37 mm <sup>2</sup>	AWG 26÷22	identification No. 1
0.5 mm <sup>2</sup>	AWG 20	identification No. 2
0.75 mm <sup>2</sup>	AWG 18	identification No. ②
1 mm <sup>2</sup>	AWG 18	identification No. 3
1.5 mm <sup>2</sup>	AWG 16	identification No. 4
2.5 mm <sup>2</sup>	AWG 14	identification No. 5

CDFA 0.3  
 CDFA 0.5  
 CDFA 0.7  
 CDFA 1.0  
 CDFA 1.5  
 CDFA 2.5

silver plated

CDFD 0.3  
 CDFD 0.5  
 CDFD 0.7  
 CDFD 1.0  
 CDFD 1.5  
 CDFD 2.5

gold plated

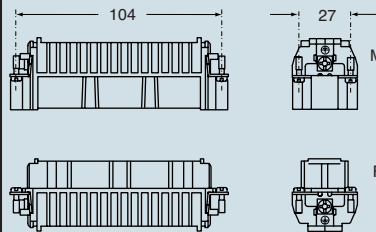
10A male contacts

0.14÷0.37 mm <sup>2</sup>	AWG 26÷22	identification No. 1
0.5 mm <sup>2</sup>	AWG 20	identification No. 2
0.75 mm <sup>2</sup>	AWG 18	identification No. ②
1 mm <sup>2</sup>	AWG 18	identification No. 3
1.5 mm <sup>2</sup>	AWG 16	identification No. 4
2.5 mm <sup>2</sup>	AWG 14	identification No. 5

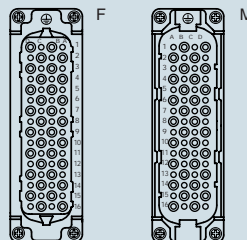
CDMA 0.3  
 CDMA 0.5  
 CDMA 0.7  
 CDMA 1.0  
 CDMA 1.5  
 CDMA 2.5

CDMD 0.3  
 CDMD 0.5  
 CDMD 0.7  
 CDMD 1.0  
 CDMD 1.5  
 CDMD 2.5

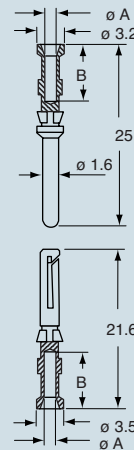
dimensions in mm



contacts side (front view)



dimensions in mm



**CDF and CDM contacts**

conductor section mm <sup>2</sup>	conductor slot	
	ø A (mm)	B (mm)
0.14÷0.37	0.9	8
0.5	1.1	8
0.75	1.3	8
1.0	1.45	8
1.5	1.8	8
2.5	2.2	6

- stripping length see section feature of inserts on page 13

dimensions indicated are not binding and may be changed without notice