

inserts:		page
CD	80 poles + ⊕	46
CDD	144 poles + ⊕	59
CQE	64 poles + ⊕	78
CN	32 poles + ⊕	84
CCE	32 poles + ⊕	94
CNE, CSE.....	32 poles + ⊕	95
CSS	32 poles + ⊕	102
CMSE	12+4 (aux) poles + ⊕	120
CMCE	12+4 (aux) poles + ⊕	120
CME	12+4 (aux) poles + ⊕	121
CP.....	12 poles + ⊕	128
MIXO	4 + 4 modules	137÷151

insert centre distance: 2 x (77.5 x 27) mm

The covers for C, G and LG versions cannot be used together with coding pins. If this application is required, please contact ILME SpA.

hoods with 2 levers



covers



description	part No.	entry Pg	part No.	entry M	part No.
with levers, side entry ¹⁾	CHO 32 X	36	MHO 32 X40	40	
with levers, side entry, without adaptor * ¹⁾	CFO 32 X	36	MFO 32 X40	40	
with levers, top entry ¹⁾	CHV 32 X	36	MHV 32 X40	40	
with levers, top entry, without adaptor * ¹⁾	CFV 32 X	36	MFV 32 X40	40	
with 4 pegs (for enclosures with 2 levers with gasket) with 4 pegs and gasket (for enclosures with 2 levers) ²⁾ with 2 pegs (for enclosures with 1 lever with gasket)					CHC 32 CHC 32 C CHC 32 L
with 2 levers (for hoods with 4 pegs) with 1 lever (for hoods with 2 pegs)					CHC 32 G CHC 32 LG

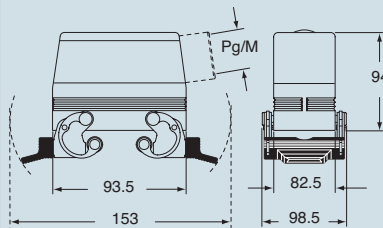
* enclosure without adaptor, threaded on the body, to be used only with a complete cable clamp.

¹⁾ May be combined with CHI 32 CS housings

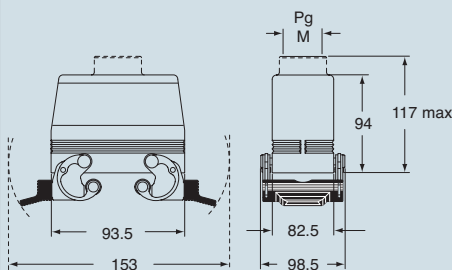
²⁾ May be combined with hoods:
- CHO/CFO 32 X and CHV/CFV 32 X
- MHO/MFO 32 X and MHV/MFV 32 X

dimensions in mm

CHO/CFO X and MHO/MFO X



CHV/CFV X and MHV/MFV X



dimensions in mm

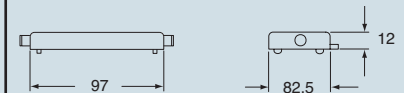
CHC



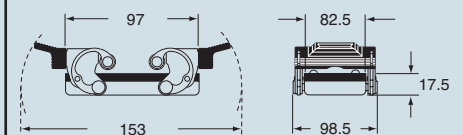
CHC C



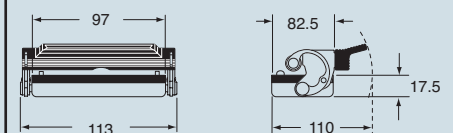
CHC L



CHC G



CHC LG



CALUS® Type 4/4X/12

dimensions indicated are not binding and may be changed without notice