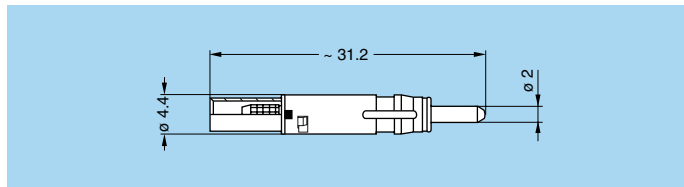



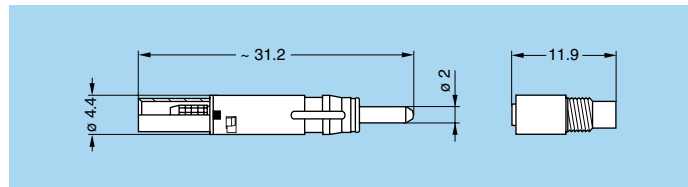

Fibre Optic Contact

FFS.F2 Male F2 Fibre Optic Contact



Part number	Models
FFS.F2.BA2.LCT10	PHW, PEW, PBW, PUW
FFS.F2.BA2.LCE30	EDW, ENW, EBW

PSS.F2 Female F2 Fibre Optic Contact

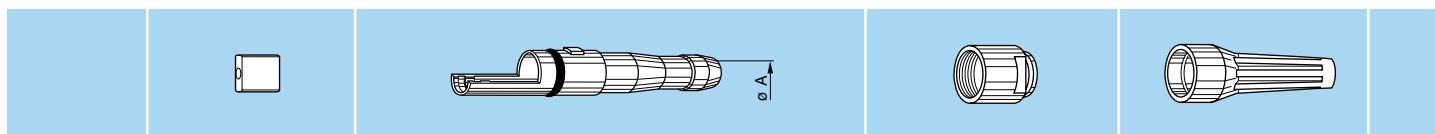


Part number	Models
PSS.F2.BA2.LCT10	FGW, FMW, FUW
PSS.F2.BA2.LCE30	FXW

Note: The above contacts are fitted with a 125 micron bore ferrules. If as an alternative 126 micron bore ferrule is required the «BA2» in the part number should be replaced with the reference «BB2».

Accessories

Cable adapter type «T» for FGW, FMW, PHW, PEW and PBW



Reference Type	Part number of the anchor with screws	Adapter ø A	Cable ø		Part number of the adapter with gasket	Part number of the collet nut	Bend relief to be used ¹⁾	Cable group
			max.	min.				
T 90	FGW.3K.145.ZZA	9.1	9.0	8.1	FGW.3K.890.TNN	FFM.3E.130.●●	GMA.3B.080.DN	1
T 96	FGW.3K.146.ZZA	9.6	9.5	8.6	FGW.3K.896.TNN	FFM.3K.131.●●	GMA.3B.090.DN	2, 4
T 12	FGW.3K.147.ZZA	12.6	12.5	11.6	FGW.3K.812.TNV	FFM.3K.132.●●	GMA.4B.011.DN	3

Note: ¹⁾ The last letter «N» on the part number indicates black colour of the bend relief. For ordering a bend relief with another colour see table on page 92 and replace the letter «N» by the letter of the colour required.

Collet adapter type «C» for FUW and PUW



Reference Type	Part number of the anchor with screws	Part number of earthing body with o-ring	Part number of crimp ring	Collet ø A	Cable ø		Part number of collet with gaskets	Part number of extended shell	Part number of the collet nut	Cable group
					max.	min.				
C 96	FGW.3K.146.ZZA	FFS.3K.130.LNV	FFS.3K.160.DN	9.6	9.5	8.6	FUW.3K.796.ZZS	FUW.3K.137.●●	FUW.3K.130.●●	2, 4

Note:
 ●● = LC for chrome-plated brass version
 ●● = AZ for stainless steel version

All dimensions are in millimeters.