

enclosures: **size "104.27"**


- standard** ..... page: 212 ÷ 216
- for 180 °C** ..... page: 222
- aggressive environments** page: 223
- EMC** ..... page: 224

panel supports:

- COB** ..... page: 258 ÷ 259

- features according to EN 61984:  
**16A 400V 4kV 2**
- UL, CSA, CCC, GL certified
- for maximum current load, see the insert load curve section on page 31

**inserts,  
screw terminal connections**



description	part No.
-------------	----------

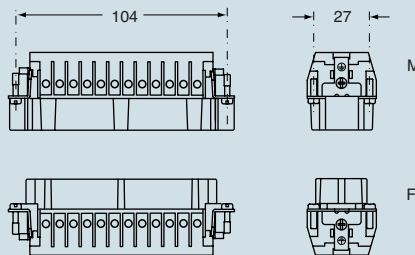
indirect, with plate 1) female inserts with female contacts male inserts with male contacts	<b>CNF 24</b> <b>CNM 24</b>
---	--------------------------------

indirect, with plate 1), use in up to 180 °C female inserts with female contacts, brown male inserts with male contacts, brown	<b>CNF 24 RY</b> <b>CNM 24 RY</b>
--	--------------------------------------

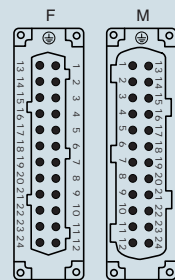
1) for non-prepared conductors



dimensions in mm



contacts side (front view)



- inserts with plate, for section conductors:  
0.75 ÷ 2.5 mm<sup>2</sup> - AWG 18 ÷ 14
- torsion couple recommended for conductor fastening screws and stripping length see section feature of inserts on page 13

dimensions indicated are not binding  
and may be changed without notice