



inserts:		page
CD	64 poles + ⊕	45
CDD	108 poles + ⊕	58
CQE	46 poles + ⊕	77
CN	24 poles + ⊕	83
CCE	24 poles + ⊕	92
CNE, CSE.....	24 poles + ⊕	93
CSS	24 poles + ⊕	101
CMSE	10+2 (aux) poles + ⊕	118
CMCE	10+2 (aux) poles + ⊕	118
CX	4/8 poles + ⊕	133
MIXO	6 modules	137+151


insert centre distance: 104 x 27 mm

The covers for C, G and LG, versions cannot be used together with coding pins. If this application is required, please contact ILME SpA.

hoods with two levers



covers



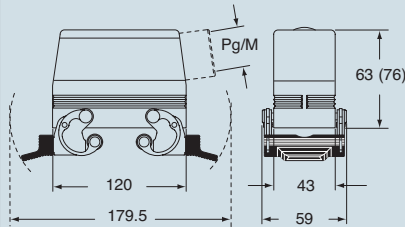
description	part No.		part No.		part No.
		entry Pg		entry M	
with levers, side entry ¹⁾	CHO 24 X	21	MHO 24 X25	25	
with levers, side entry ¹⁾			MHO 24 X32	32	
with levers, side entry, high construction ¹⁾	CAO 24 X	21	MAO 24 X32	32	
with levers, side entry, high construction ¹⁾	CAO 24 X29	29	MAO 24 X40	40	
with levers, top entry ¹⁾	CHV 24 X	21	MHV 24 X25	25	
with levers, top entry ¹⁾			MHV 24 X32	32	
with levers, top entry, high construction ¹⁾	CAV 24 X	21	MAV 24 X32	32	
with levers, top entry, high construction ¹⁾	CAV 24 X29	29	MAV 24 X40	40	
with 4 pegs (for enclosures with 2 levers with gasket)					CHC 24
with 4 pegs and gasket (for enclosures with 2 levers) ²⁾					CHC 24 C
with 2 pegs (for enclosures with 1 lever with gasket)					CHC 24 L
with 2 levers (for hoods with 4 pegs)					CHC 24 G
with 1 lever (for hoods with 2 pegs)					CHC 24 LG

¹⁾ May be combined with housings:
 - CHI/CHP/CAP 24 CS/CP/C
 - MHP/MAP 24 CS/CP

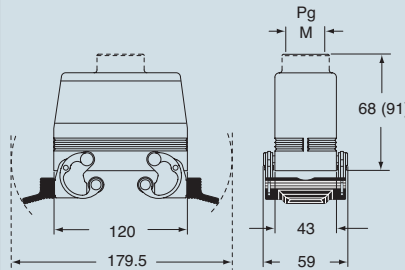
¹⁾ May be combined with housings:
 - CHO/CAO 24 X and CHV/CAV 24 X
 - MHO/MAO 24 X and MHV/MAV 24 X

dimensions in mm

CHO X (CAO X) and MHO X (MAO X)



CHV X (CAV X) and MHV X (MAV X)



dimensions in mm

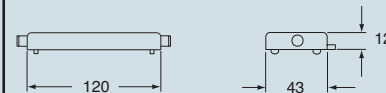
CHC



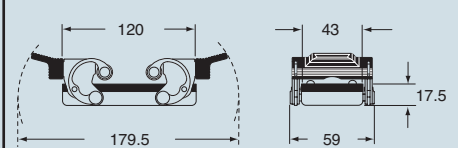
CHC C



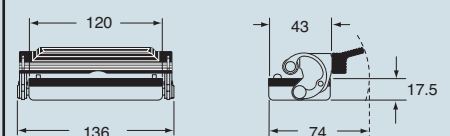
CHC L



CHC G



CHC LG



CAIUS® Type 4/4X/12

dimensions indicated are not binding and may be changed without notice

size 104.27