



inserts:		page
CDD .....	42 poles + ⊕	55
CQE .....	18 poles + ⊕	75
CN .....	10 poles + ⊕	81
CCE .....	10 poles + ⊕	88
CNE, CSE.....	10 poles + ⊕	89
CSS .....	10 poles + ⊕	100
CMSE .....	3+2 (aux) poles + ⊕	114
CMCE .....	3+2 (aux) poles + ⊕	114
CX .....	8/24 poles + ⊕	129
MIXO .....	3 modules	137÷151


insert centre distance: 57 x 27 mm

The covers for C, G and LG versions cannot be used together with coding pins. If this application is required, please contact ILME SpA.

hoods with 2 levers



covers



description	part No.		part No.		part No.	
		entry Pg		entry M		
with levers, side entry <sup>1)</sup>	<b>CHO 10 X</b>	16	<b>MHO 10 X20</b>	20		
with levers, side entry <sup>1)</sup>			<b>MHO 10 X25</b>	25		
with levers, side entry, high construction <sup>1)</sup>	<b>CAO 10 X</b>	21	<b>MAO 10 X32</b>	32		
with levers, side entry, high construction <sup>1)</sup>	<b>CAO 10 X29</b>	29	<b>MAO 10 X40</b>	40		
with levers, top entry <sup>1)</sup>	<b>CHV 10 X</b>	16	<b>MHV 10 X20 **</b>	20		
with levers, top entry <sup>1)</sup>			<b>MHV 10 X25</b>	25		
with levers, top entry, high construction <sup>1)</sup>	<b>CAV 10 X</b>	21	<b>MAV 10 X32</b>	32		
with levers, top entry, high construction <sup>1)</sup>	<b>CAV 10 X29</b>	29	<b>MAV 10 X40</b>	40		
with 4 pegs (for housings with 2 levers and gasket)					<b>CHC 10</b>	
with 4 pegs and gasket (for housings with 2 levers) <sup>2)</sup>						<b>CHC 10 C</b>
with 2 pegs (for housings with 1 lever and gasket)						<b>CHC 10 L</b>
with 2 levers (for hoods with 4 pegs)					<b>CHC 10 G</b>	
with 1 lever (for hoods with 2 pegs)						<b>CHC 10 LG</b>

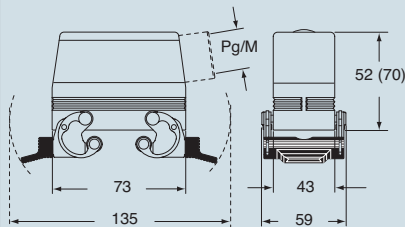
<sup>1)</sup> May be combined with hoods:  
- CHI/CHP/CAP 10 CS/CP/C  
- MHP/MAP 10 CS/CP

<sup>2)</sup> May be combined with hoods:  
- CHO/CAO 10 X and CHV/CAV 10 X  
- MHO/MAO 10 X and MHV/MAV 10 X

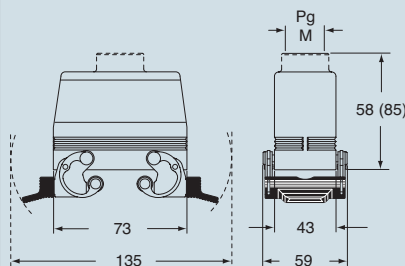
\*\* can only be used with a complete cable clamp (to be purchased separately)

dimensions in mm

CHO X (CAO X) and MHO X (MAO X)



CHV X (CAV X) and MHV X (MAV X)




dimensions in mm

CHC



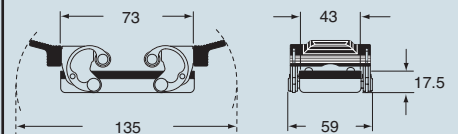
CHC C



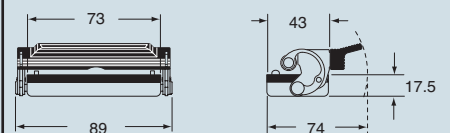
CHC L



CHC G



CHC LG



**CAIUS**® Type 4/4X/12

dimensions indicated are not binding and may be changed without notice

size 57.27